

Sink Skin 400

Kitchen Sinks

Code: 4456 040



DETAILS

Edge/Installation Type	Flush-mount Top-mount
Material	AISI 304 stainless steel
Texture	Foster brushed
Base	45 cm
Dimensions	440x440 mm
Standard fittings	Fixing hooks, gasket, drain, overflow and siphon, boxed packing
Mixer holes	No standard holes
Built-in hole	View technical data sheet
Drainer	No

Width	44 cm
-------	-------

Bowl dimension	400 x 400 mm
----------------	--------------

Number of bowls	1 bowl
-----------------	--------

Waste fitting	Drain SPACE 3,5"
---------------	------------------

Notes:	As the product consists of a single seamless steel surface with no gaps or interstices, the use of garbage disposal and waste fitting with automatic control is not permitted.
--------	--

FEATURES

ONE SEAMLESS STEEL SURFACE	The waste-fitting and overflow are moulded on the sink. The product is therefore made out of one seamless steel surface, without gaps or interstices. A great plus in terms of hygiene.
----------------------------	---

Deep bowls	This bowls reach an important depth, over 20 cm, thanks to the advanced production technology, that can be offer great capieny and practicity in all the washing operations.
------------	--

High thickness	1mm thick steel. A significant thickness, which guarantees the maximum sturdiness and durability.
----------------	---

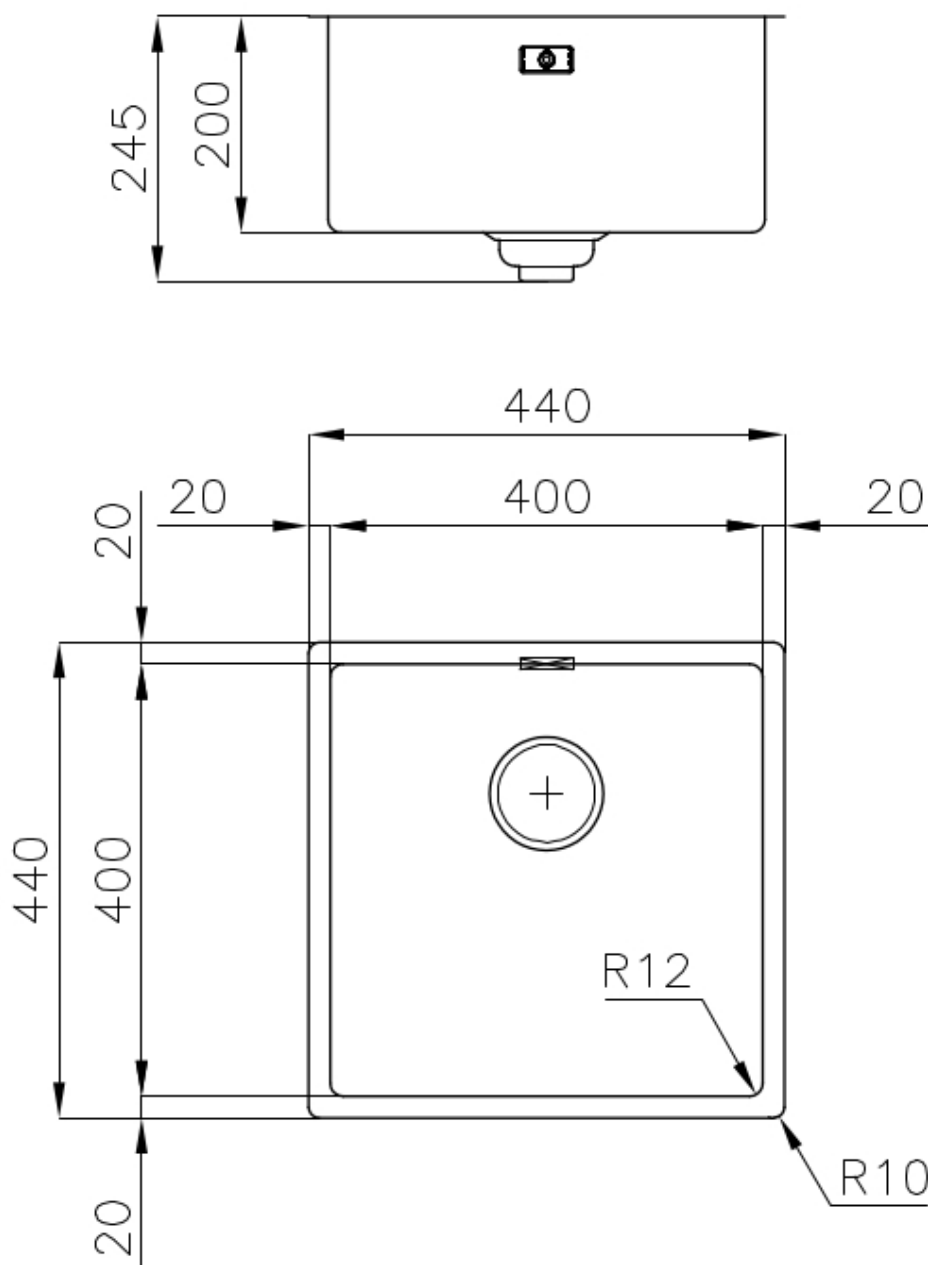
Perimetral overflow	The overflow is always a security on the Foster sinks that prevents the overflow of water in case of oversights. The perimeter drain solution improves aesthetics thanks to its square and essential shape.
---------------------	---

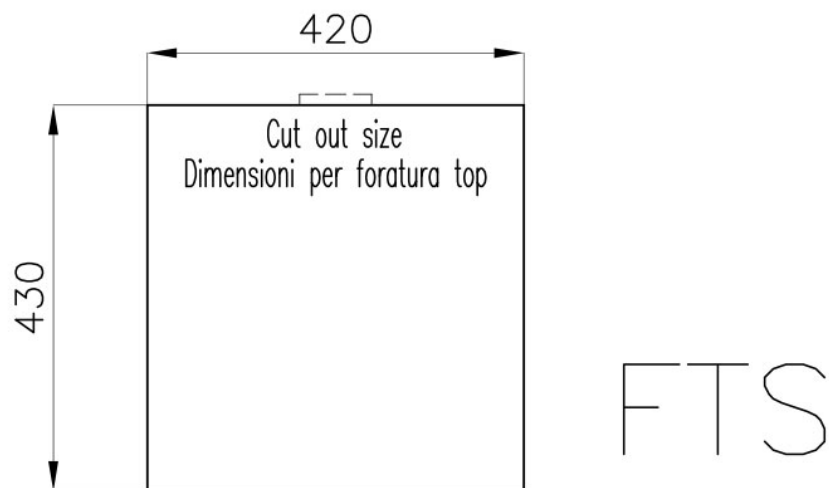
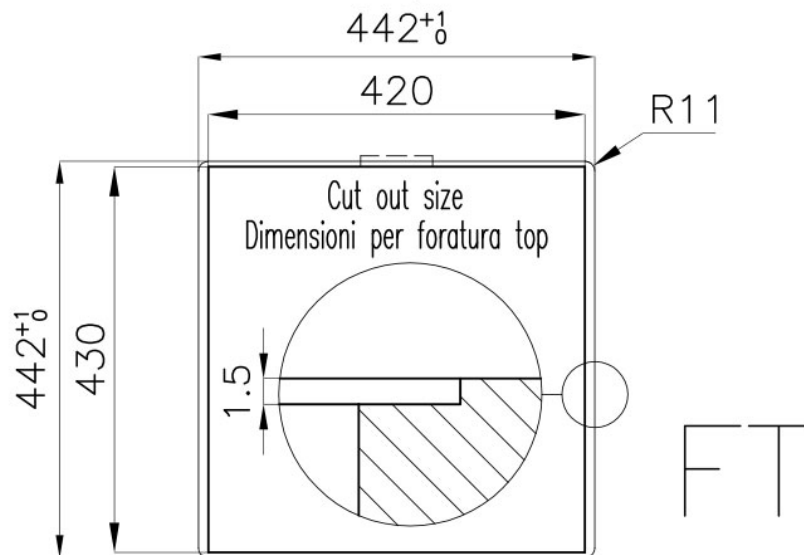
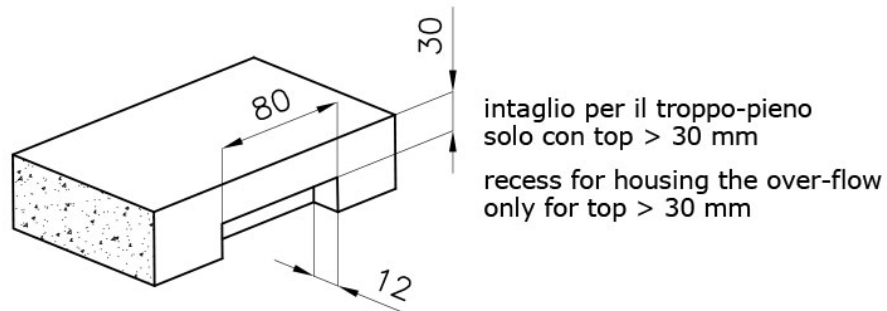
Save space system	Drain and siphon are designed to leave as much space as possible in the under-sink area, more and more useful today for theseparate waste collection systems.
-------------------	---

Small radius	Bowls with squared shapes with a modern design and an increased capacity, for a minimal aesthetics connected with an extreme practicity.
--------------	--


Space waste fitting	The elegant SPACE steel cap closes the drain and leaves no visible residues collected in the basket below. Space also has a small footprint and allows the optimal use of the under-sink compartment.
---------------------	---

TECHNICAL DATA





GALLERY



OPTIONAL ACCESSORIES



Glass chopping board
8631 300



HPDE Twin chopping board
8644 101



**Iroko-wood sliding chopping board
with stainless steel colander**
8644 044



White bowl
8153 100



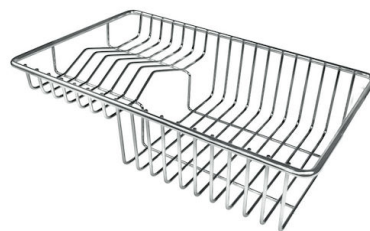
**Graters kit with ring-holder and
food collection tray**
8159 101
* only in combination with the accessory
8644 101



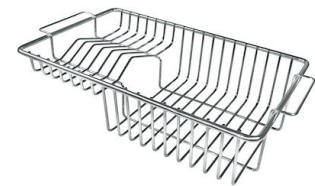
Stainless steel perforated tray
8151 000
* only in combination with the accessory
8644 101



Stainless steel basket
8611 000




Stainless steel plate rack
8100 303
* only in combination with the accessory
8644 101



Stainless steel plate rack
8100 201

RECOMMENDED PAIRINGS



Cooker hob Milanello
7680 000



Mixer Tap Omega Satin
8497 100



VELA PLUS satin
8497 120